

V3.2.0 Device App Usability Updates

High Level Overview of Changes



Goal for Effort

Make changes to the device app that addresses usability feedback from users, Sales, and Marketing stays feasible with Software's tight schedule

Side goal: Update to match branding

Old Exam Setup

- Poor use of space for data entry elements
- Element labels unclear or misleading
- Branding updates needed

Unknown User
OPERATOR

Mocked MWL server

Search

NAME	DOB	ID
Ethan Russ	08/08/1978	OXOS2546
Martha Adams	07/14/1962	OXOS9875
Anna Smith	11/27/1994	OXOS0369
Jeremy Michaels	12/08/1989	OXOS9922
Kinsey Lee	09/29/2002	OXOS4046
Irene Garcia	08/08/1978	OXOS9345

Next patient

First Name * Last Name * Identifier

DOB Laterality Orientation Body Part

Description

PREVIOUS STUDIES

Patient
8157366a-2328-410e-a94b-21178d8ae6e0

Device Mode

SINGLE

Image Storage

CLEAR START EMERGENCY MODE

Unknown User
OPERATOR

Mocked MWL server ↻

🔍 Search

NAME	DOB	ID
Ethan Russ	08/08/1978	OXOS2546
Martha Adams	07/14/1962	OXOS9875
Anna Smith	11/27/1994	OXOS0369
Jeremy Michaels	12/08/1989	OXOS9922
Kinsey Lee	09/29/2002	OXOS4046
Irene Garcia	08/08/1978	OXOS9345

Next patient

DOB

Laterality ▼

Orientation ▼

Body Part ▼

Description

⊕
⊖
📏

CLEAR

START

EMERGENCY
MODE

PREVIOUS STUDIES

Patient
8157366a-2328-410e-
a94b-21178d8ae6e0

Device Mode

SINGLE

Image Storage
0

☰

📄

🔄

🔔

📱

🏠

New

Unknown User
OPERATOR

Dana Samuel
PROVIDER

Mocked MWL server

Search

ACCESSION #	NAME	DOB	ID
5699784492	Ethan Russ	08/08/1978	OXOS2546
5699784493	Martha Adams	07/14/1962	OXOS9875
5699784495	Anna Smith	11/27/1994	OXOS0369
5699784496	Jeremy Michaels	12/08/1989	OXOS9922
5699784497	Kinsey Lee	09/29/2002	OXOS4046
5699784499	Irene Garcia	08/24/1978	OXOS9345
5699784500	Ben Brown	01/05/1999	OXOS7736

Next patient

First Name * Last Name * Identifier *

DOB

Laterality


Orientation

Body Part

Description / Notes
X-ray of left finger

Previous Studies

Patient
8157366a-2328-410e-a94b-21178d8ae6e0

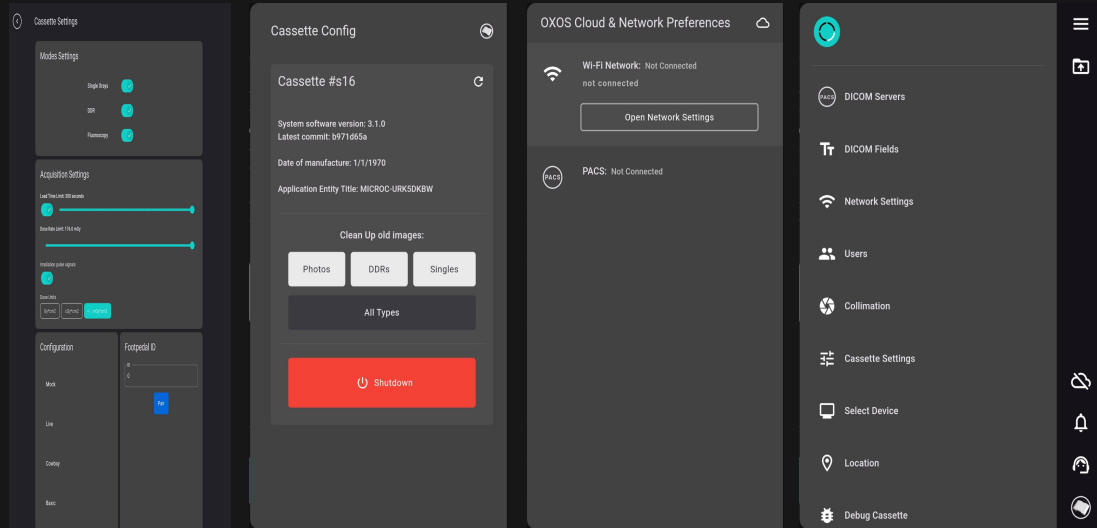


Device Mode


Remaining Storage
3,000


Old Side Menus

- Entry points for settings are out-of-place
- Names are inconsistent with content
- Shut down button is hidden
- Branding updates are needed



Old

Cassette Config 

Cassette #s16 

System software version: 3.1.0
Latest commit: b971d65a


Date of manufacture: 1/1/1970


Application Entity Title: MICROC-URK5DKBW


Clean Up old images:

Photos DDRs Singles


All Types


 Shutdown


OXOS Cloud & Network Preferences 


 **Wi-Fi Network:** Not Connected
not connected


[Open Network Settings](#)


 **PACS:** Not Connected











 DICOM Servers


 DICOM Fields


 Network Settings


 Users


 Collimation


 Cassette Settings


 Select Device


 Location

 Debug Cassette


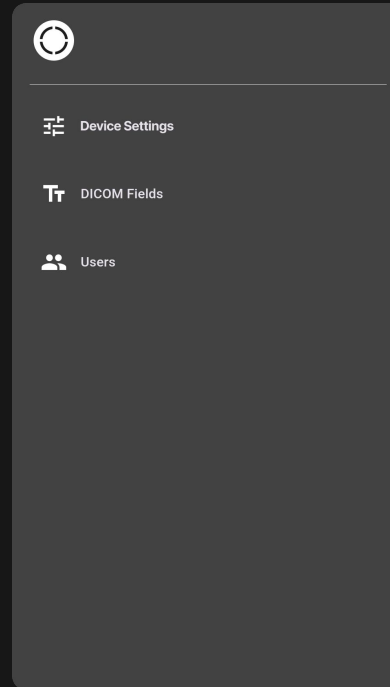
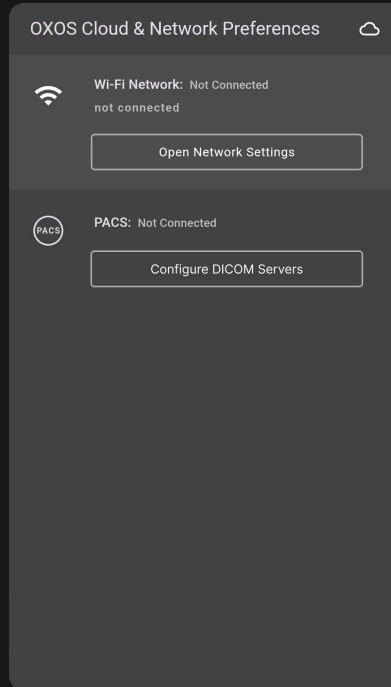








New



Shutdown
button only
(after confirmation)





Cassette Settings

Modes Settings

Single Xrays

DDR

Fluoroscopy

Acquisition Settings

Load Time Limit: 300 seconds

Dose Rate Limit: 176.0 mGy

Irradiation pulse signals

Dose Units

Gy*cm2 cGy*cm2 mGy*cm2

Configuration

Mock

Live

Cowboy

Basic

Footpedal ID

ID

Pair

New



Device Settings

Acquisition Settings

Load Time Limit

0  300 sec

Dose Rate Limit

0  176 mGy

Irradiation Pulse Signals

Dose Area Product (DAP) Units

Gy·cm²

cGy·cm²

mGy·cm²

μGy·m²

Delete Stored:

Photos

Series

Singles

All Types

Footpedal ID

ID

Pair

Cassette Config

Cassette #s16 

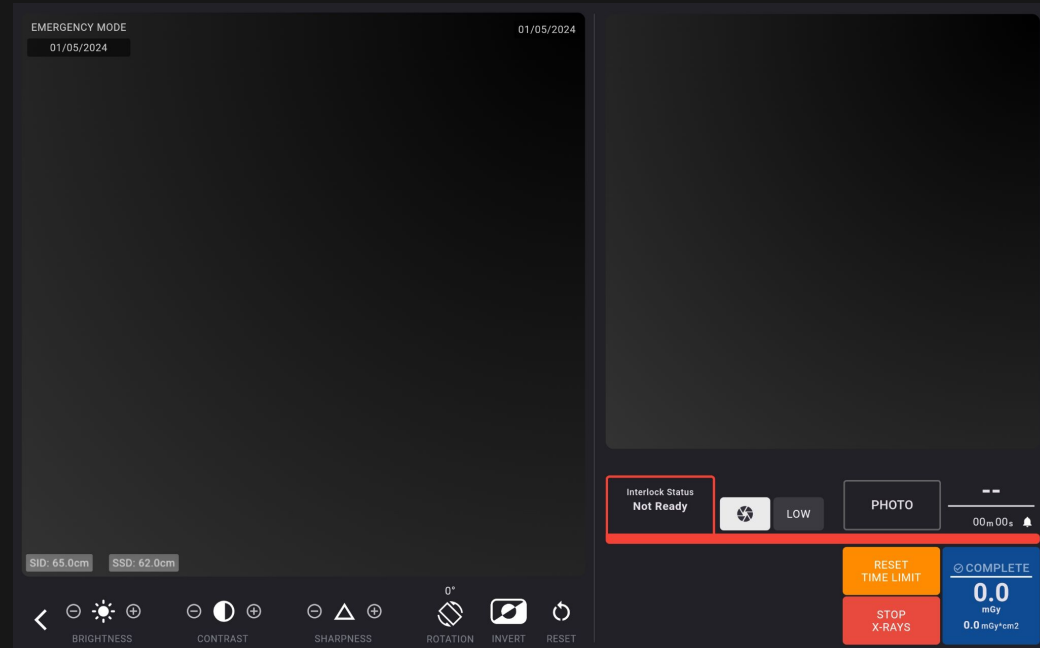
System software version: 3.1.0
Latest commit: b971d65a

Date of manufacture: 1/1/1970

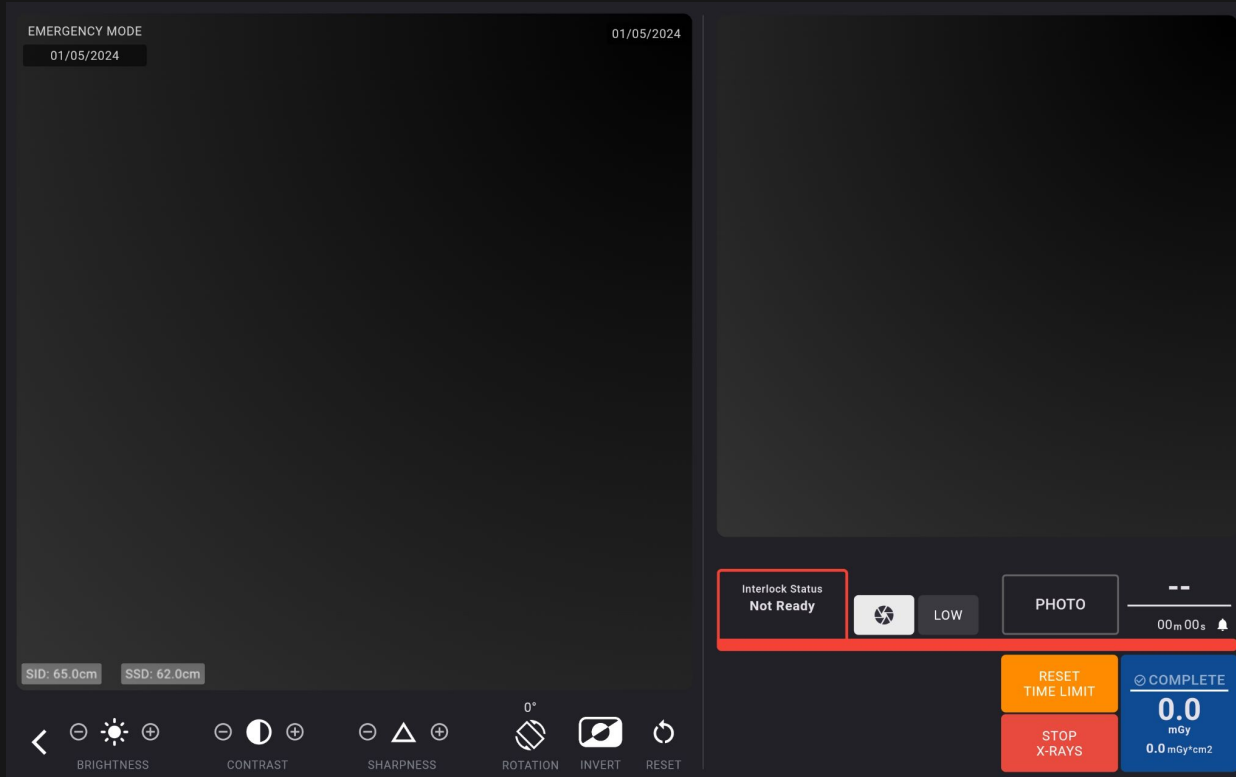
Application Entity Title: MICRO-URK5DKBW

Old Acquisition Page

- Complete Button is not clear
- Names and labels are confusing
- Controls and Indicators are too small
- SID and SSD are too small, over old images



Old



New

The screenshot displays the OXOS Medical control interface. On the left, a large dark area is labeled "EMERGENCY MODE" with the date "01/05/2024" and a "Live" indicator. The top right shows the date "01/05/2024". The main right-hand panel is titled "Ready" and displays "Live Dose Rate: --", "SSD: 26.8 cm", and "SID: 41.8 cm". Below this is a "Stored" button and a large dark image area. At the bottom right, there are several control buttons: "DISABLE X-RAYS" (red), "RESET TIMER" (225s), "AUTO COLLIMATION", "LOW DOSE", and "FLUORO MODE". A summary box at the bottom right shows "Total Dose: 36.774 mGy", "Total DAP: 2541.991 mGy-cm²", and "Total Exposure Time: 225 sec". A "COMPLETE" button with a checkmark is also present. The bottom navigation bar includes icons for BRIGHTNESS, CONTRAST, SHARPNESS, ROTATION (0°), INVERT, and RESET.

EMERGENCY MODE
01/05/2024
01/05/2024
Live

Ready
Live Dose Rate: -- | SSD: 26.8 cm | SID: 41.8 cm
Stored

DISABLE X-RAYS
RESET TIMER
225s
AUTO COLLIMATION
LOW DOSE
FLUORO MODE

Total Dose: 36.774 mGy
Total DAP: 2541.991 mGy-cm²
Total Exposure Time: 225 sec
COMPLETE

BRIGHTNESS
CONTRAST
SHARPNESS
ROTATION 0°
INVERT
RESET

Appendix

-
- 01 [Link to Figma Prototype](#)

 - 02 [Link to Figma Project](#)

 - 03 [Link to Changelog Slideshow](#)

 - 04 [Link to Master SRS](#)